

TAGG

Sonic Angle Max

Portable Bluetooth Speaker



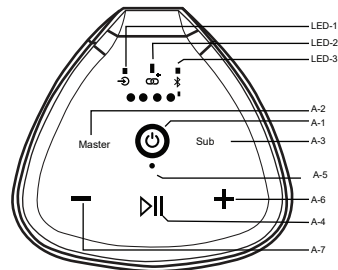
USER'S MANUAL

Thank you so much for buying TAGG Sonic Angle Max Portable Bluetooth Speaker. Our main goal is to provide you with quality product combined with ease of usage. Here is a detailed user's manual that will help you understand the features & functions of this speaker. Please read the manual carefully before using the product.

Product Specifications

Bluetooth Specification	: Bluetooth Version 5.0 + EDR
Power Output	: 30W
Line In	: 3.5mm
Rechargeable Lion Battery	: 11.1V-2600mAh
Power Input	: Micro USB
AC/DC Charger	: DC IN 18V/2A
Charging Time	: 4 hrs
Bluetooth Range	: Up To 100 Feet
Play Time	: Up To 8 hrs
Talk time	: Up To 10 hrs
Stand by Time	: 60 Days

Panel Function Introduction



FUNCTION	OPERATION
A-1.	Power On/Off Button
A-2.	Multi-Link Master Button
A-3.	Muti-Link Sub Button
A-4.	Play/Pause and Bluetooth Pairing Button
A-5.	Built-In Mic
A-6.	Volume Increase/Next song
A-7.	Volume decrease/ Previous song
LED 1	Aux cable input
LED 2	Multi-link indicator
LED 3	BT Connection Status

Connecting with your Device:

- Press A-1 to switch on TAGG Sonic Angle Max
- Press A-4 for 2 seconds.
- LED will blink when the speaker is in pairing mode.
- Search for Available bluetooth devices in your Device and select TAGG Sonic Angle Max from the list of available devices.
- If prompted, enter password or PIN required "0000".
- If prompted by your mobile phone to connect, click "YES".
- After Successfully connecting, LED will be permanently ON.

How to Charge:

- Connect the speaker to power using the adpater provided.
- To better protect the battery life, kindly use only the adapter provided with the speaker.
- Allow 3-4 hours to completely charge the Speaker.

LED Indications:

- While Charging - Red LED is On.
- When completely charged - RED LED is Off.
- When battery is low, Red LED blinks every four seconds twice and the voice prompt will let you know that battery status.
- Pairing Mode- Blue LED starts Flashing.

Reconnect the Speaker:

- If the connection is lost, TAGG Sonic Angle Max will try to reconnect automatically.
- If it does not reconnect, kindly press the Power button for 3 secs and reconnect manually through your mobile Bluetooth.

Multi-Link Function:

- You can link up to 100 Sonic Angle Max with each other.
 1. Press A-1 on the first speaker to switch it on.
 2. Press A-2 to enter Link mode. LED 2 and 3 will start blinking.
 3. Press A-1 on the second speaker to switch it on.
 4. Press A-3. A-2 starts blinking.
 - When the speakers are successfully linked, A-2 lights up continuously on the master speaker and the subspeaker will blink.
 - A-2 stops blinking after 2 minutes to indicate Link mode has ended.
 5. Repeat these steps for every speaker you want to link.
 6. Connect your audio source to the master speaker to play music. See paragraph Bluetooth pairing.
- Restore the Factory Setting:
 - To restore factory settings, hold the Power Button for about three seconds when charging until the red and blue LED flashes three times.

Controlling the Music

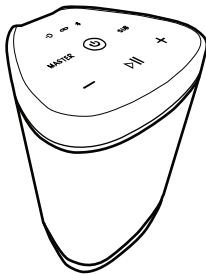
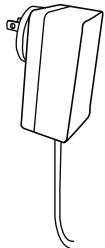
1. Press A-4 to play or pause the music.
2. Press A-6 or A-7 to change the volume.
3. Press and hold A-7 for 2 seconds to skip to the next track
4. Press and hold A-6 for 2 seconds to skip to the previous track

Using a voice assistant

- Press A-12 twice to activate the voice assistant on your audio source.

Accessories List:

- 1 x TAGG Sonic Angle Max Bluetooth Speaker
- 1 x Charging Adapter
- 1 x AUX-in Cable
- 1 x User's Manual



Safety Rules:

- Avoid Overcharging
- Do not keep the speaker in closed area and avoid exposing to hot temperature.
- Never disassemble or modify your speaker because of any reason.
- Do not allow speaker to submerge fully or partially in water.

Exceptional Warranty:

We offer simply the best customer support that will never rest until you are absolutely satisfied! TAGG products come with 12 months replacement warranty. Product registration is mandatory on our website within 30 days of your purchase in case you want to claim the warranty.



Thank you for choosing TAGG as your trusted brand of Wireless Bluetooth Speaker and we sincerely hope you enjoy the great sound and comfort TAGG provides. We love making our customers happy by providing true value with our products. If due to any reason you are not completely satisfied

Contact Us : support@taggdigital.com
Website : www.taggdigital.com

We are Social, Follow us on:-

- <https://www.facebook.com/TAGGDigital/>
- <https://twitter.com/TAGGOOfficial>
- https://www.instagram.com/tagg_digital/
- https://www.youtube.com/channel/UCjLX5UcN_tHFaMeFBplqJhg